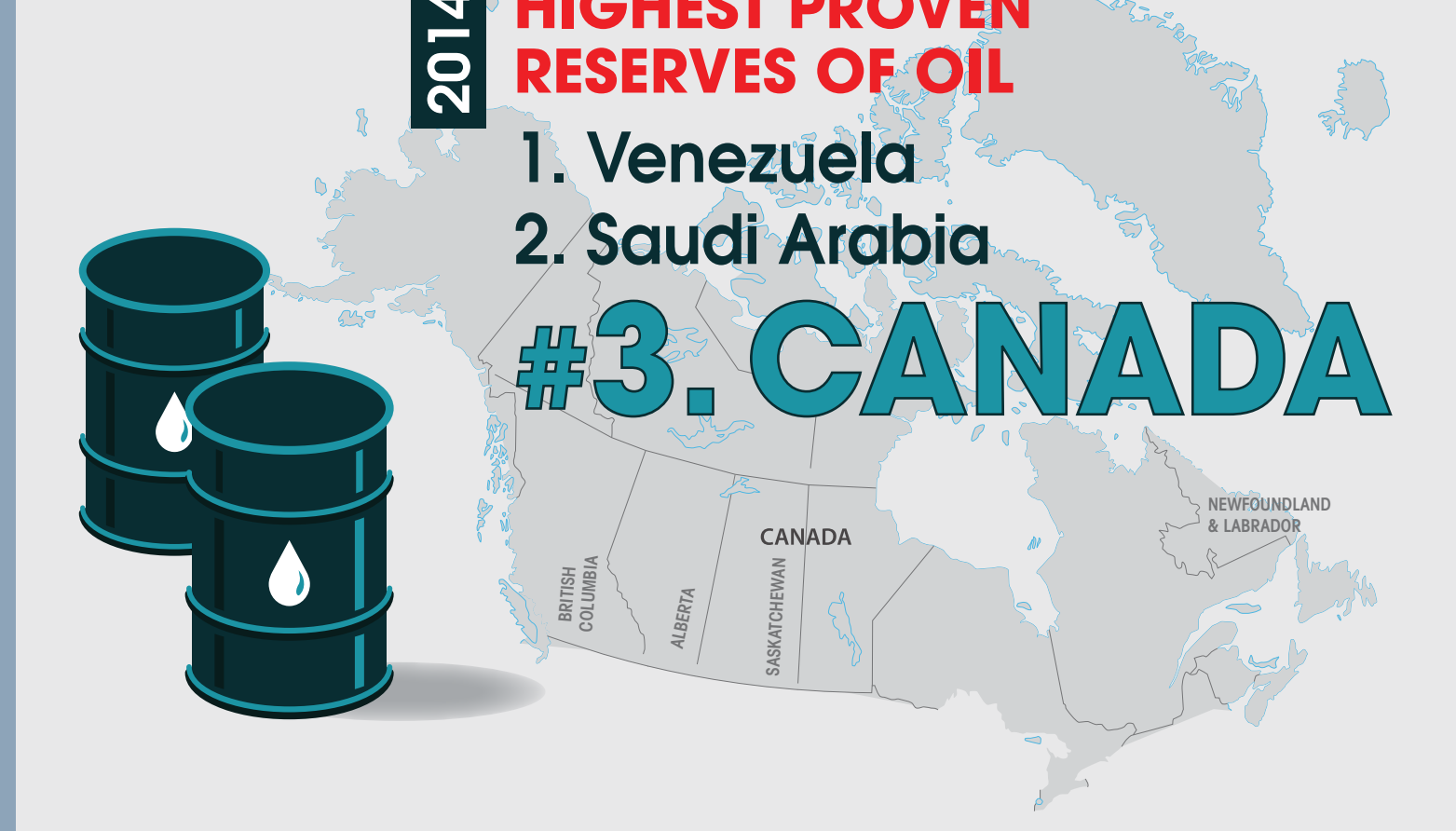
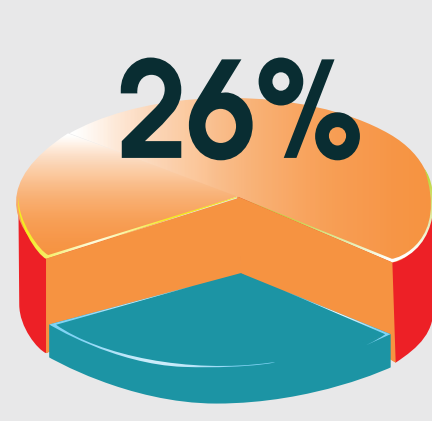




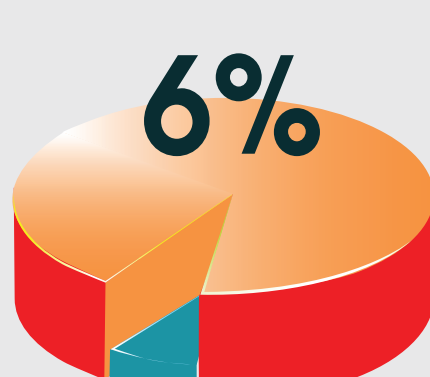
# Canada's OIL FACTS AND CHALLENGES



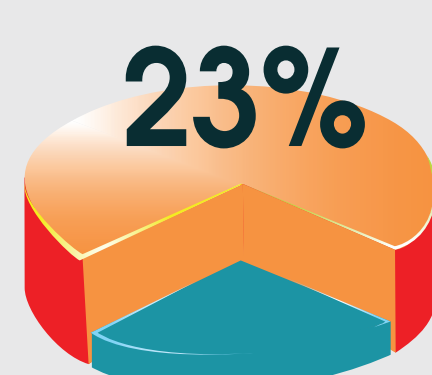
## 2013 Energy Sector Share of Provincial GDP



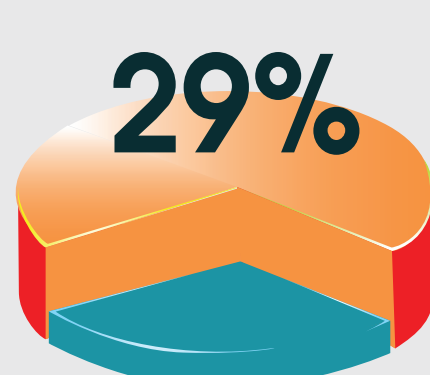
Alberta



British Columbia




Saskatchewan




Newfoundland & Labrador

## 2013 300,700 people employed in the quarrying, mining and oil & gas sector in Canada




**12,600**  
from Newfoundland & Labrador




**23,100**  
from Saskatchewan



**29,500**  
from British Columbia



**171,200**  
from Alberta



Because we can't get our oil to market efficiently, we don't get top dollar for it.



In 2013 Canadians lost \$17 billion, and this could rise to as high as \$35 billion by 2030.



## For every pipeline oil spill, there were




**4 Xs**  
AS MANY SPILLS moving the same amount of oil by rail



**34 Xs**  
AS MANY SPILLS moving it by truck

## For every person hospitalized working on oil pipelines



**30 Xs**  
as many people were hospitalized moving that same amount of oil by rail



**37 Xs**  
as many by truck